

"LYF" Flanged LayIn 1x4, 2x2, 2x4



GENERAL DESCRIPTION

A flanged troffer for use with prismatic lenses or celled louvers in concealed Z-bar ceilings. The body is the same shape for 2 x 2 and 2 x 4. The fixtures are U.L. listed as a recognized component

Housing: 3-3/4" deep. Die-formed standard gauge steel with rounded side flanges for safe handling. Embossed for maximum rigidity. Four corner tie points for safety wire supports.

Ends: Snap into housing and can be additionally secured with a #8 x 3/8" screw or 1/8" pop rivet with 1/8" to 3/16" grip. Same end fits 2 x 2 and 2 x 4.

End Trim: Extends over the ends and snaps into side flanges on housing.


Joiner: Connects and aligns ends of housings in continuous runs. Joiner overlaps ends and is mounted by bending tabs.

Socket Plates: Snap-in type. Available in 2, 3, 4 and U-lamp. Four-light and U-lamp are the same plate. Sockets are tilted forward to provide positive spring action contact with lamps. Same socket plates fit 2 x 2 and 2 x 4.

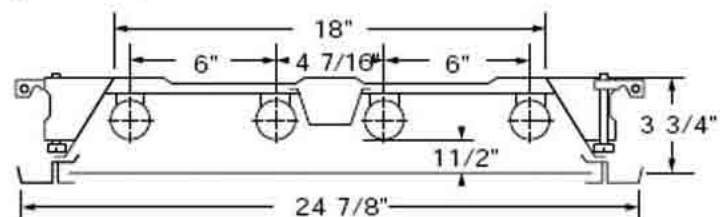
- Available in T12-T8-T5, LED.
- Available dimming, dual circuit, lamped, tailed, fused, emergency battery back-up, 120-277V, 480V, Prismatic, parabolic, eggcrate louvers, 2-3-4 lamp configurations.



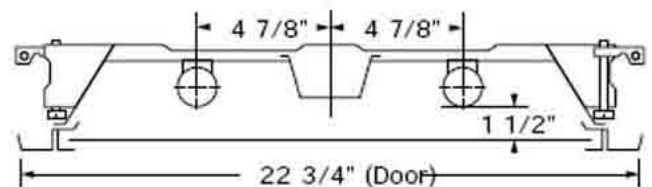
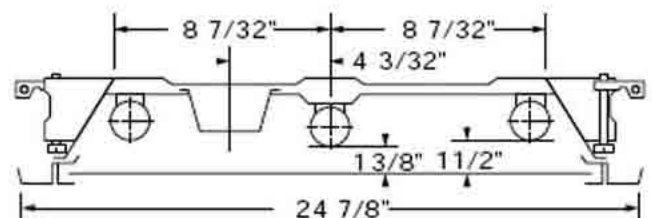
Committed to Quality!



Flanged kits readily available



4-lamp model for use with T8 lamps only



2x4	2x2	1x4
LYF24-432	LYF22-U32	LYF22-414T5
LYF24-332		LYF22-314T5
LYF24-232	LYF22-417	LYF22-214T5
	LYF22-317	
LYF24-428T5	LYF22-217	LYF22-424T5
LYF24-328T5		LYF22-324T5
LYF24-228T5	LYF22-4PLL40	LYF22-224T5
	LYF22-3PLL40	
LYF24-454	LYF22-2PLL40	
LYF24-354	LYF22-3FBO31	
LYF24-254	LYF22-2FBO31	

UNV=120-277V • L=Lamped • W=6'whip • F=Fused • EM=Engcy battery
CR=Chrome reflector • WEC=White eggcrate • SEC=Silver eggcrate

569 W 17 St., Hialeah, FL 33010-2412 • Ph.: 305-888-8849 • Fax: 305-883-0005
email: edsunlighting@sprynet.com

web: <http://www.edsunlighting.com>